

Watermark Student Learning & Licensure

Outside Mentors Evaluations


Advanced Final Evaluation of Field Placement

BSW/Foundation MSW Final Evaluation of Field Placement

- Both above listed evaluations are filled out by the Mentor as designated
 - There is a rubric attached and they must fill this out
 - There is an area to give feedback
 - A space to give a grade recommendation

Evaluation Process Step 1

When you go into the Activities
Click on View details
Click on your assigned student



Evaluation Process Step 2

When in the assessment

Make sure MENTOR is in the title

Click View Rubric Details

Here you can evaluate, and comment

DO NOT EXIT WITHOUT HITTING SAVE & CLOSE AND

ALSO HIT SAVE WHEN YOU ARE OUT

Hit SUBMIT when it is ALL completed

Mentor feedback and recommended grade are below the rubric on the right side

ngs Pre

Assessment Report

Advanced Final Evaluation for Field Placement

Assessment & Scoring

Fields marked with * are required.

Instructions for Rating

The standard by which a student is to be compared is that of a student at the same point in time.


of the CSWE nine competencies based on the following scales:

- 5 The intern is functioning at the level of a student at the same point in time.
- 4 The intern is functioning above expectations for intern in this area.
- 3 The intern is functioning at the level of an intern in this area.
- 2 The intern is functioning below expectations for intern in this area.

Placement Performance Advanced Year

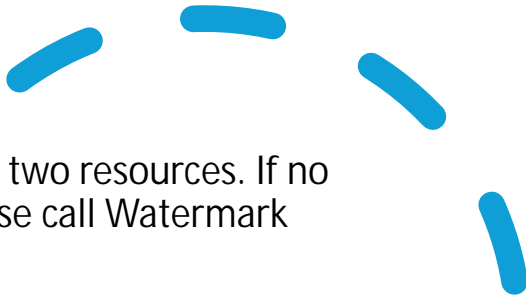
0.00 - 0.00%

Elements: Use | Dev | Met | Abs | Eva





SUPPORT



If you have any issues with the system, there are two resources. If no one is available or it is after business hours, please call Watermark support listed below.

The number is 1-800-311-5656
Option 1 for Student Learning and Licensure
Option 2 for Faculty, Staff or Cooperating Mentor

If it is during business hours, you can contact me, and we can set up a zoom if necessary.